

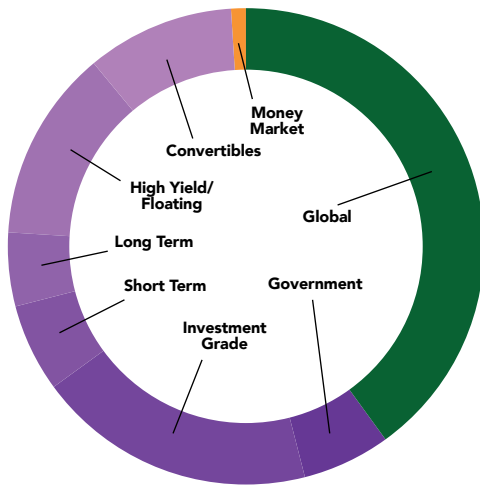
Monthly Income 40

40% EQUITY / 60% FIXED INCOME

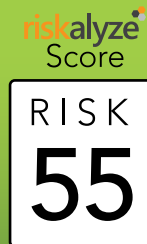
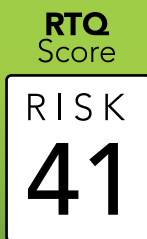
Investment Objective

Fixed Income + Global Equity Multi-factor:

The Dynamic Monthly Income 40 utilizes an actively managed, fixed income sleeve that is a combination of Dynamic's core bond strategy plus a dividend strategy in concert with a global equity multi-factor sleeve for the equity portion of the portfolio. This portfolio may be suitable for investors focused on long-term monthly income with some growth.



Asset Category	Asset Class	Allocation	Internal Cost
Equity	Global	40%	0.30%
Fixed Income	Government	6%	0.11%
	Investment Grade	19%	0.57%
	Short Term	6%	1.59%
	Long Term	5%	0.12%
	High Yield/Floating	13%	0.90%
	Convertibles	10%	0.60%
Cash Equivalents	Money Market	1%	0.00%
Monthly Income 40% Total		100%	0.50%



Dynamic Philosophy

Dynamic Portfolio Services uses a rules-based and process-driven methodology with the objective of delivering risk-adjusted returns, meeting or exceeding applicable benchmarks. Based on more than 50 years of academic research, Dynamic believes asset allocation is the primary driver of portfolio results. We strive to focus on delivering optimized risk-adjusted allocations that are cost and tax efficient. Our passion is to deliver extraordinary value to advisors through an array of portfolio options, consulting, tax management, trade execution, monitoring, rebalancing, ongoing support and practice efficiencies.

Disclosure:

This commentary is provided for informational and educational purposes only. The information, analysis and opinions expressed herein reflect our judgment as of the date of writing and are subject to change at any time without notice. They are not intended to constitute legal, tax, securities or investment advice or a recommended course of action in any given situation. Certain information contained herein are based upon proprietary research and should not be considered as investment advice or a recommendation of any particular security, strategy or investment product.

RTQ Score is derived from answers to firm's risk tolerance questionnaire and is used to determine investor alignment with projected model risk characteristics. Riskalyze Score is derived using Riskalyze's proprietary application and is representative of the level of risk/volatility a portfolio would exhibit if invested in the model, with 100 being highest, for a limited time frame used by Riskalyze. Riskalyze scores fluctuate based upon the recent volatility of the model positions. Information contained herein has been obtained from sources believed to be reliable, but is not guaranteed.

The model portfolios presented are designed to assist advisors and clients in evaluating investment strategies. Investing in stocks, bonds, and other assets which present various forms of risk to investors could result in losses and positive returns are not guaranteed. There is no guarantee that these investment strategies will work under all or any market conditions. They may not be appropriate for all investors and each investor should evaluate their ability to invest long-term, especially during periods of a downturn in the market. Past performance is not a guarantee of future returns. No part of this article may be reproduced in any form, or referred to in any other publication, without express written permission. Dynamic Advisor Solutions, LLC dba Dynamic Wealth Advisors is an SEC registered investment advisor. Investment advisory services are offered through Dynamic.